


Vibro-CH-R

Selection Method

The deflection (mm) has to be checked, taking into account the assessed load (kg) per hanger point(chart 1). Then the natural frequency of the antivibration hangers, can be calculated (chart 2).

$$f_n = \frac{1}{2\pi} \sqrt{\frac{K}{M}}$$

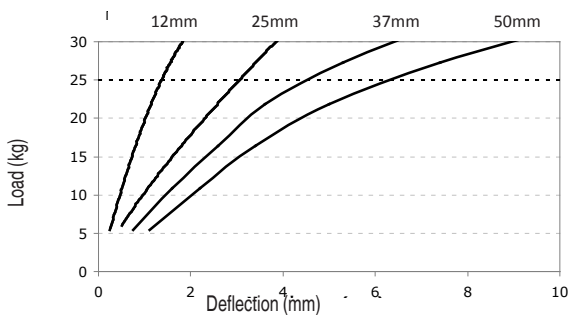


From Chart 3, with the assessed excitation frequency of the machine ($f_e = \text{rpm}/60$) and the natural frequency derived from chart 2, the % theoretical vibration reduction (efficiency, η) can be calculated).

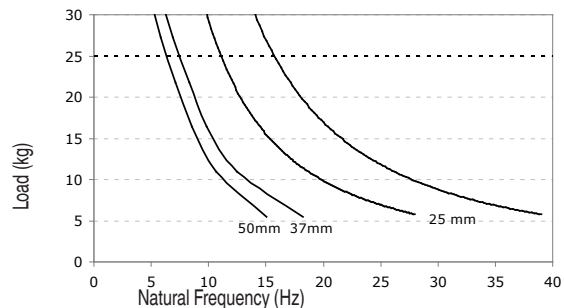
For achieving optimum results in special applications, we recommend to contact our technical department for selecting the best antivibration solution.

DYNAMIC CHARACTERISTICS Vibro- CH-R 20

LOAD - DEFLECTION DIAGRAM

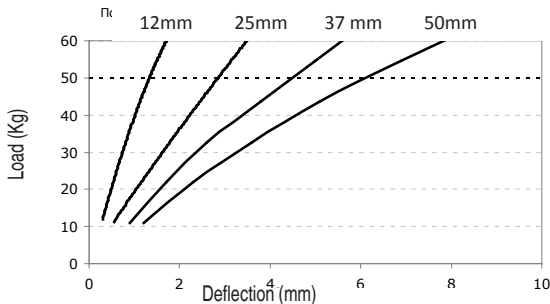


LOAD - NATURAL FREQUENCY DIAGRAM

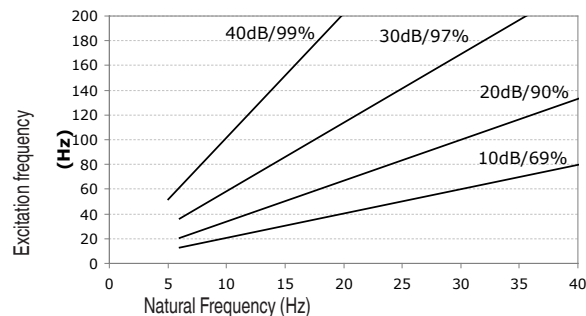
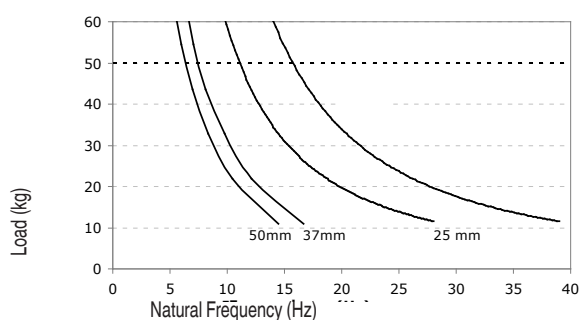


DYNAMIC CHARACTERISTICS Vibro- CH-R 50

LOAD - DEFLECTION DIAGRAM



LOAD - NATURAL FREQUENCY DIAGRAM



Design and Production according to Quality Management System ISO 9001.2008 & Environmental Management System ISO 14001.2004