

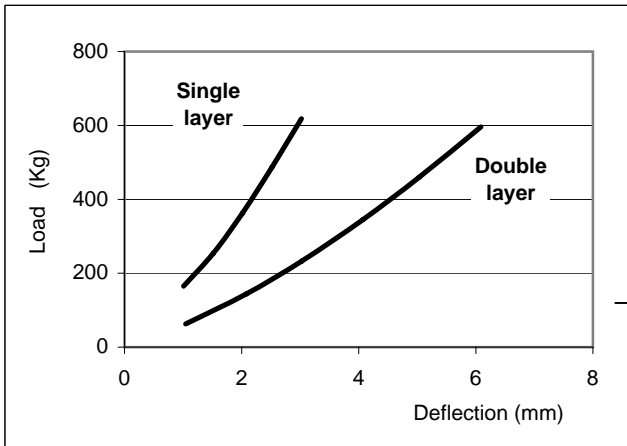
DYNAMIC CHARACTERISTICS

ANTIVIBRATION ELASTIC PAD

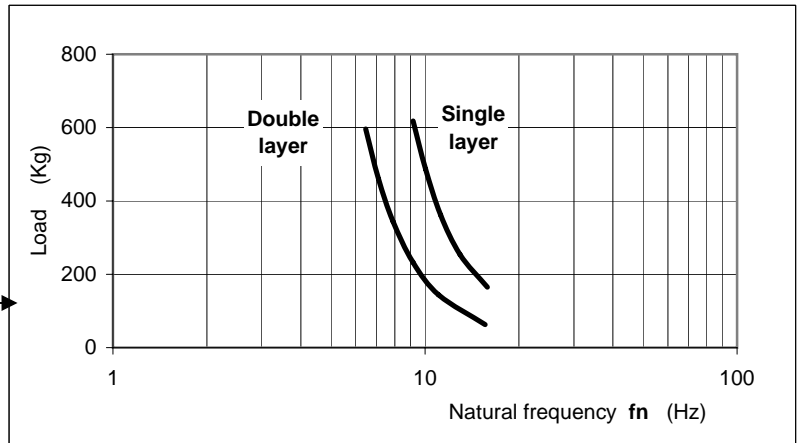
Vibro - EP grey

(12,5x12,5x2,5cm)

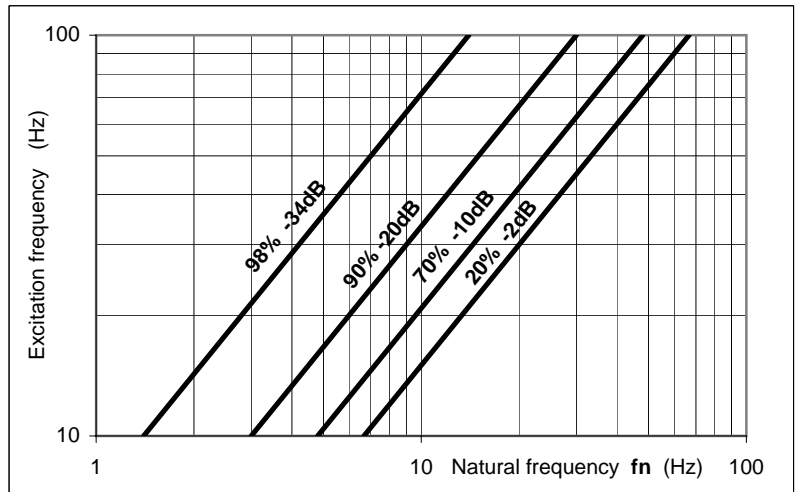
1. LOAD - DEFLECTION CURVES *



2. LOAD - NATURAL FREQUENCY CURVES



3. VIBRATION REDUCTION CHART



SELECTION METHOD

We check the deflection (mm), for different number of layers, in combination with the assessed load (Kg) per mounting point (chart 1). Then we calculate (chart 2) the natural frequency, ($f_n = \frac{1}{2\pi} \sqrt{\frac{K}{M}}$) of the antivibration pad for every number of layers.

From chart 3, with the assessed excitation frequency of the machine ($f_e = \text{rpm} / 60$) and the natural frequency from chart 2, we calculate the % theoretical vibration reduction (efficiency, n).

For achieving optimum results in special applications, we recommend to contact our technical department for selecting the best antivibration solution.

* (The tests were measured according the EN 826-97 at National State Laboratories) 9 - 2005