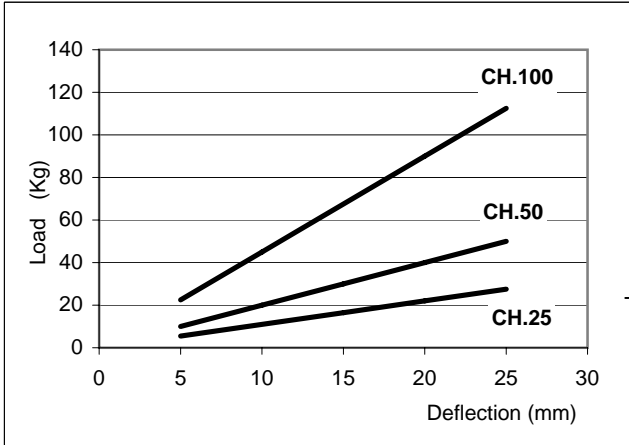


DYNAMIC CHARACTERISTICS

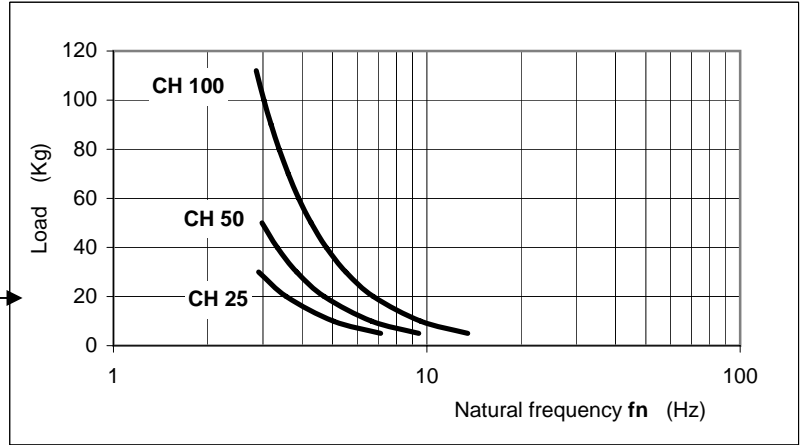
ANTIVIBRATION HANGERS

Vibro - CH

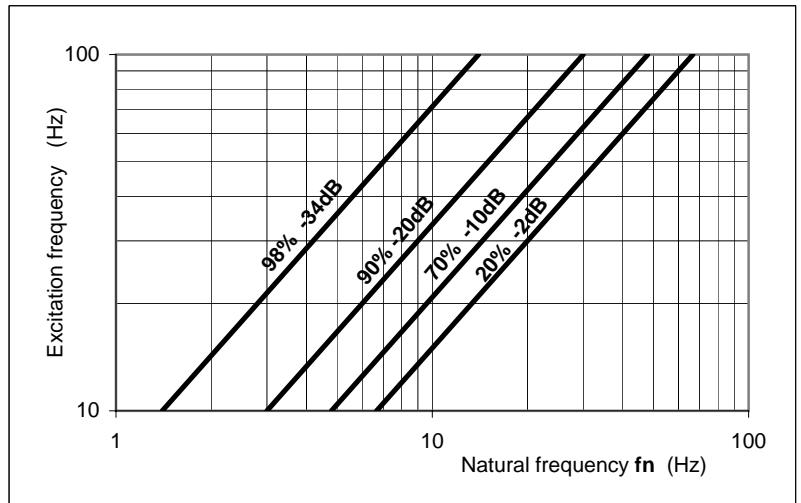
1. LOAD - DEFLECTION CURVES *



2. LOAD - NATURAL FREQUENCY CURVES



3. VIBRATION REDUCTION CHART



SELECTION METHOD

We check the deflection (mm), for different types, in combination with the assessed load (Kg) per hanger point (chart 1). Then we calculate (chart 2) the natural frequency, ($f_n = \frac{1}{2\pi} \sqrt{\frac{K}{M}}$) of the antivibration hangers for every type.

From chart 3, with the assessed excitation frequency of the machine ($f_e = \text{rpm} / 60$) and the natural frequency from chart 2, we calculate the % theoretical vibration reduction (efficiency, n).

For achieving optimum results in special applications, we recommend to contact our technical department for selecting the best antivibration solution.

* (The tests were measured according the EN 826-97 at National State Laboratories) 9 - 2005